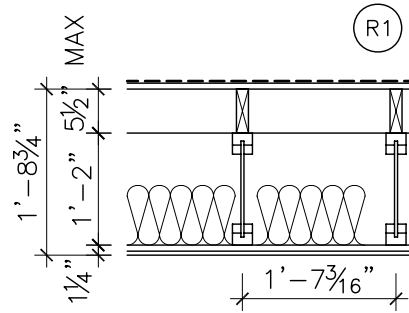
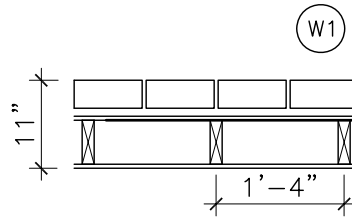


ROOF TYPES

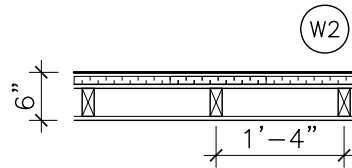


R1
3 PLY ROOFING
5/8" T&G PLYWOOD
2X6 SLOPED PURLINS
14" I JOIST @ 19.2" O.C.
R30 BATT INSULATION
6 MIL POLY. VAPOUR BARRIER
1X3 STRAPPING
1/2" GWB W/ PAINT FINISH

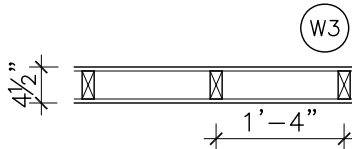
WALL TYPES



W1
3 1/2" FACE BRICK
1" AIR SPACE
MOISTURE BARRIER (TYVEK)
1/2" EXTERIOR PLYWOOD
2"x6" SPF STUDS @ 16" O.C.
R19 BATT INSULATION
6 MIL POLY. VAPOUR BARRIER
1/2" GWB W/ PAINT FINISH



W2
STUCCO WALL FACE
1" EPS INSULATION
MOISTURE BARRIER
1/2" EXT. PLY
2X4 SPF STUDS @ 16" O.C.
3 1/2" EPS INSULATION
6 MIL VAPOUR BARRIER
1/2" GWB W/ PAINT FINISH



W3
INTERIOR PARTITION
1/2" GWB & PAINT FINISH
2X4 SPF STUDS @ 16" O.C.
1/2" GWB & PAINT FINISH

WALL FLOOR AND ROOF TYPES

jba John Boone
ARCHITECT

51 ARUNDEL AVENUE

TORONTO ONTARIO

DRAWING SCALE 1/2" = 1'-0"
PROJECT DATE OCT 15 2007
PROJECT NUMBER 07A12
DRAWN BY JB

185 Carlton Street, Toronto, Ontario, M5A 2K7
Tel: 416 469 3264 Email: jboone@nobelmed.com

This drawing is the Property of John Boone Architect and may be used for this project only. Scale from drawings for reference only. Dimensions to be checked and verified by the contractor on site.

PLOT DATE : March 16, 2008

A1.2